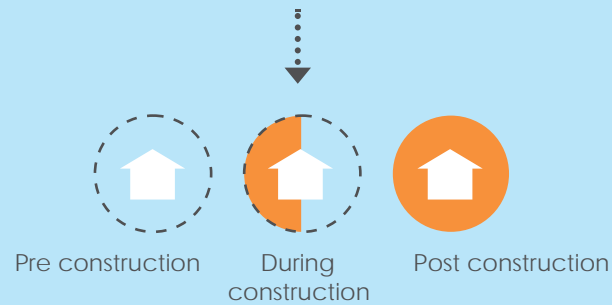
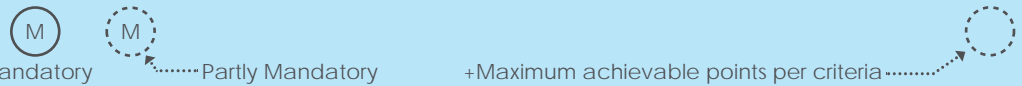



Symbol and Character guide

Stage of construction



Characters responsible



why we wrote the book

This guide has been compiled not only for use of an architect or engineer, electrician or contractor, but for anyone who has an interest in what we believe is building in a correct way. We live in a world which no longer has an abundance of resources, yet not everyone seems to understand the severity of this.

GRIHA (Green Rating for Integrated Habitat Assessment) lays out a set of 34 criteria elaborately described in their manuals. However, they can often be hard to follow for the uninitiated. Through this guide we aim to make the information accessible to all.


Each 'criterion' listed by GRIHA has been assigned two pages in this guide. The left hand page is a simple graphic representation of the criterion. The right hand page is more elaborate, for those who wish to delve further. It contains a checklist of criteria which need to be fulfilled in order to acquire 'points' from GRIHA to achieve a rating.

Do make use of the 'Notes' section at the end of the book to scribble your thoughts/comments.

This is an informative guide. For further reference and greater detail, please consult the GRIHA manuals.

Site selection

01

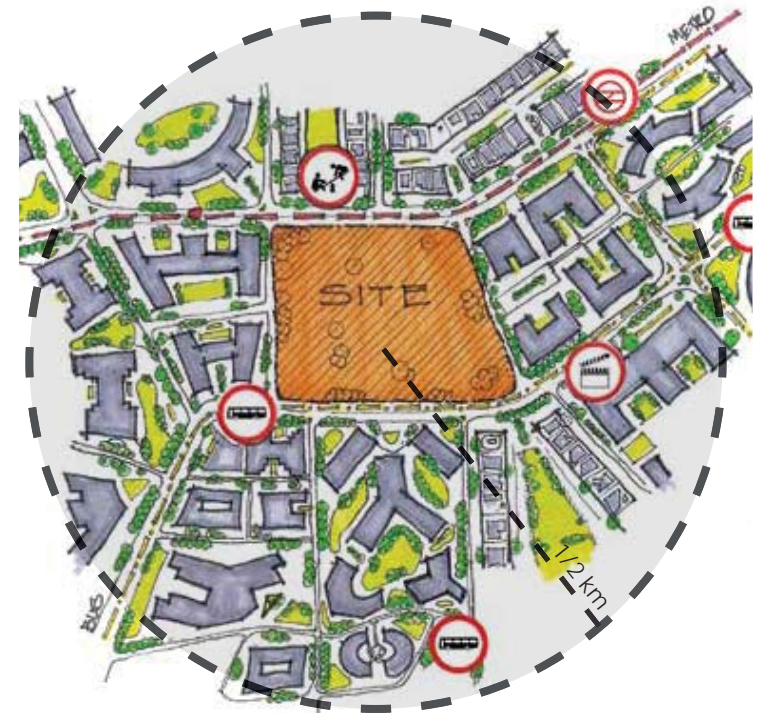


Site must be selected prior to the design phase.
Site selection and analysis should be done in order to create spaces that are in harmony with the surrounding environment.



M

+1

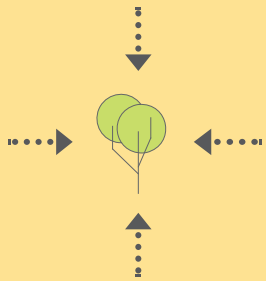


- In conformity with development plan / master plan / UDPFI guidelines
- Located within 1/2 km radius of basic necessities


- Site selection to be carried out in light of:
 - Preservation and optimal use of the environment
 - Land use
 - Development intensity
 - Social well being

Preserve & protect landscape during construction

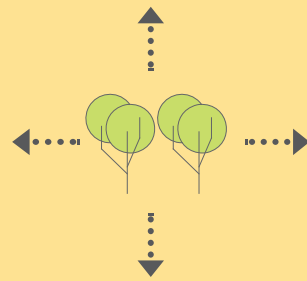
02



preserve



protect

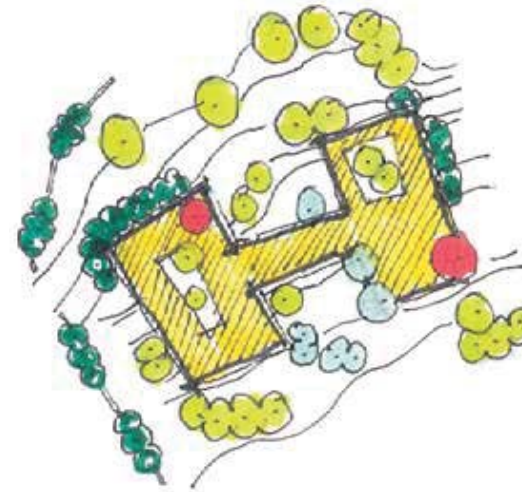


plant



M

+5



-  EXISTING TREES
-  TREES TO BE TRANSPLANTED
-  TREES TO BE REMOVED & REPLANTED (3:1 RATIO)
-  ADDITIONAL TREES PLANTED

- Preserve existing mature trees on site
- Proper timing for construction to minimize site disturbance
- Specify and limit construction activity in pre-planned / designated areas
- Use staging and spill prevention
- Plant in excess of 25% of the minimum required
- Protect top soil from erosion
Use:
 - Collection storage
 - Sediment basin
 - Contour trenching
 - Mulching
 - Soil stabilization
- Compensate loss of vegetation due to construction. Replant same native and / or non-invasive species in proportion of 3:1